

# AIR-730 ERV

## ENERGY RECOVERY VENTILATOR



### ENGINEERING DATA:

#### TOTAL RECOVERY CORE

The cross-flow energy recovery core transfers heat and water vapor between the two air streams. It is easily removed for cleaning or service.

#### MOTORS

Two PSC, 3 speed single shafted, 120 VAC, 4.5 A each (9 A total on high speed). HP: 1/4, 1450 RPM. MCA: 11.3, MOP: 15. Total on high speed: 1080 watts.

#### FILTERS

2 in. pleated MERV8 filters in supply and exhaust air streams.

#### BLOWERS

Slide easily in / out of unit. Centrifugal type rated at 700 CFM (329 L/s) free air delivery. Each air stream has one single shafted motor driving a centrifugal blower.

#### CONNECTION DUCT SIZES

Four 14 in. x 8 in. (356 mm x 200 mm).

#### MOUNTING

Unit to be set on support brackets hung by threaded rod type apparatus (brackets and rod not provided).

#### CABINET

Unit has front and back access doors and electrical panel can be switched to either side giving installer flexibility in duct connection. 20 gauge prepainted galvanized steel (G60) for superior corrosion resistance. Insulated with foil faced insulation where required to prevent exterior condensation.

#### ELECTRONICS

Integrated microprocessor circuit board. Built-in interlock contacts. Optional remote speed control.

#### FROST PREVENTION

Temperature sensor activated, periodically shuts down supply motor. Drains not required.

### CONTROLS

#### 99-GBC04 - Airflow Ventilation Control

2 speed fan setting (Low/High). 2 modes of operation: Ventilation, 20/40. Compatible with 99-DET02 Wireless Timers. 3 wire connection: 20 gauge wire (minimum).



### TIMER OPTIONS

#### 99-DET01 - Airflow 20/40/60 Minute Timer

Initiates high speed ventilation for 20, 40 or 60 minutes. 3 wire connection.

#### 99-DET02 - Wireless Airflow 20/40/60 Minute Timer

Initiates high speed ventilation for 20, 40 or 60 minutes. Wirelessly connects to main control for ease of installation. 40' approximate range.

#### 99-RX02 - Wireless Airflow Repeater

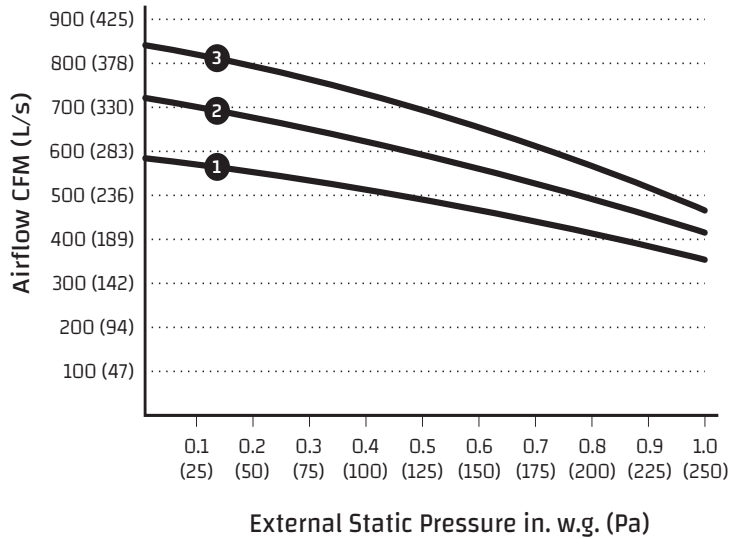
Extends range of 99-DET02 Wireless Timers. Plugs into 120V power outlet. Wirelessly connects to main control and 99-DET02. Install at halfway point between timer and main wall control if timer is out of range.

# AIR-730 ERV

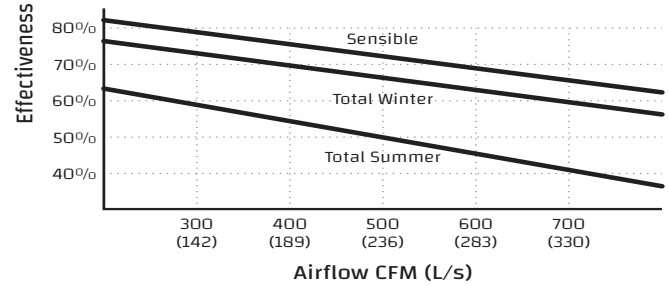
## ENERGY RECOVERY VENTILATOR



Airflows (Each Air Stream)



Total Effectiveness



AHRI 1060 Certified Core:  
Contains one 68-280



**ISO  
9001  
REGISTERED**

### NOTE:

The 730ERV model may easily be reversed in the field. Service clearance is 30 in. (760 mm) from front access doors.

### WEIGHT:

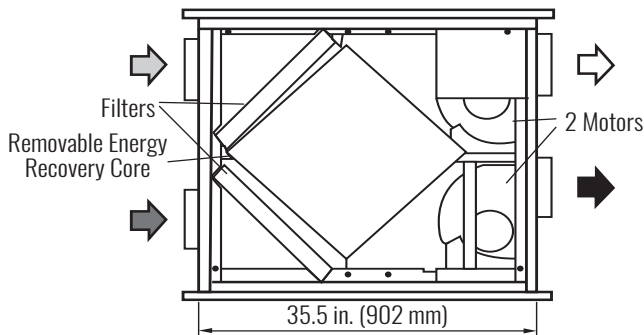
**260 LBS (118 KG)**

### SHIPPING WEIGHT:

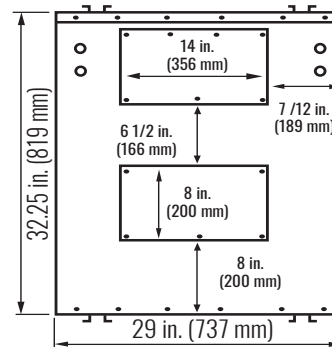
**310 LBS (141 KG)**

## DIMENSIONS

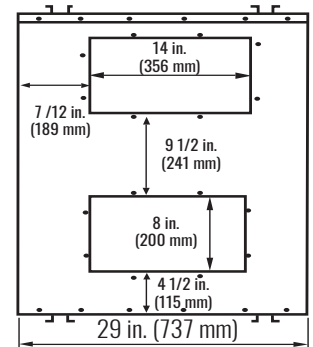
FRONT VIEW



Discharge Side



Inlet Side



- ➡ Stale Air to Outside
- ➡ Fresh Air from Outside
- ➡ Stale Air from Inside
- ➡ Fresh Air to Inside

Date: \_\_\_\_\_ Contractor: \_\_\_\_\_

Tag: \_\_\_\_\_ Supplier: \_\_\_\_\_

Project: \_\_\_\_\_ Qty: \_\_\_\_\_ Quote #: \_\_\_\_\_

Engineer: \_\_\_\_\_ Submitted By: \_\_\_\_\_

Control: \_\_\_\_\_ Timer: \_\_\_\_\_ Timer Qty: \_\_\_\_\_

### WARRANTY

Units carry a 10 year warranty on the ERV core and a 2 year replacement parts warranty.

All units conform to CSA and UL standards



airflowiaq.com